

How to Connect to a Zoom Webinar

Using Zoom for the First Time

If your computer is Windows or Mac and are using Zoom for the first time you will need to download and install the [Zoom desktop client](#). If you are using a Chromebook/Chromebox you will need to get the [Zoom app from the Chrome web store](#).

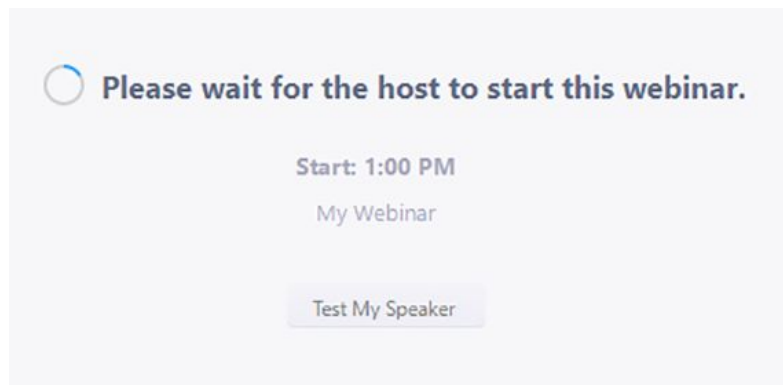
Connecting to the Zoom Webinar from a Link

To join the webinar, click the link that the host provided you.

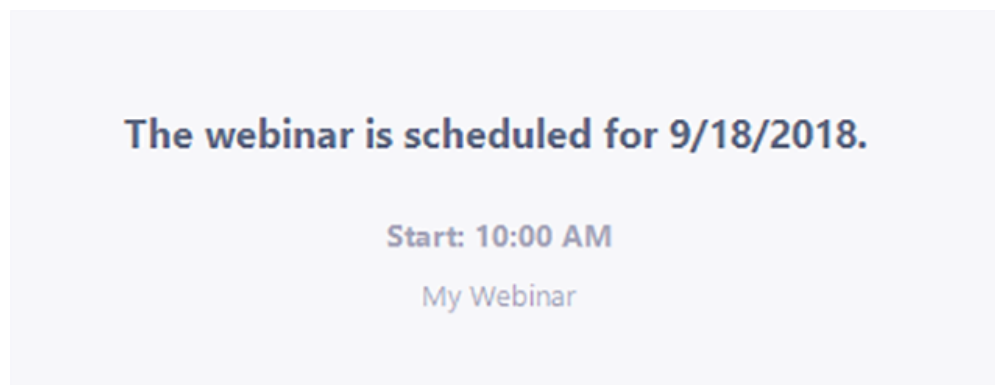
If prompted, enter your name and email address, then click Join Webinar or tap Join.

Waiting for the host to start the webinar

If the host hasn't started broadcasting the webinar you'll receive the following message:



If you receive a message showing the date and time of the webinar, check the date and start time of the webinar including the timezone. Make sure to join when the webinar starts.

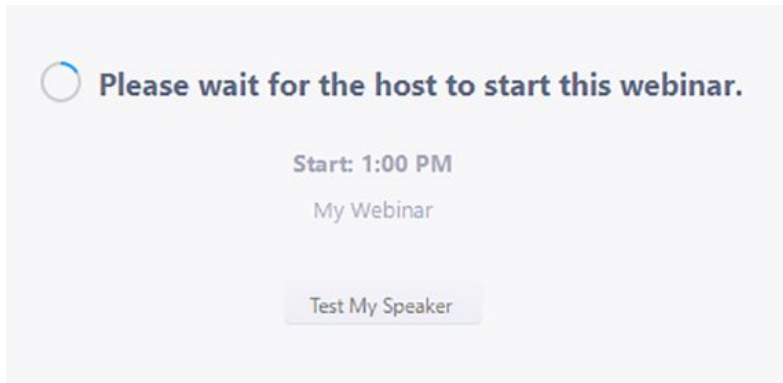


Testing computer or device speakers

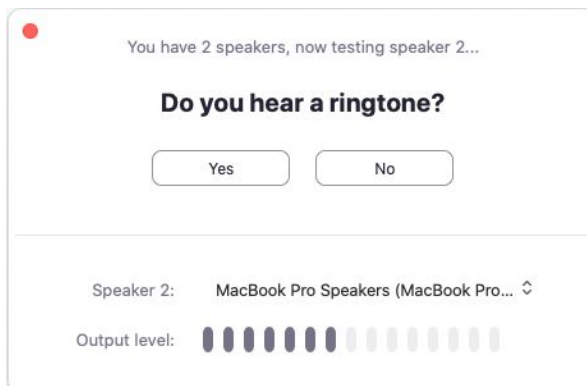
Testing speakers before joining a meeting

If you haven't enabled the setting to automatically join by computer audio, you can test your speaker and microphone before joining a meeting:

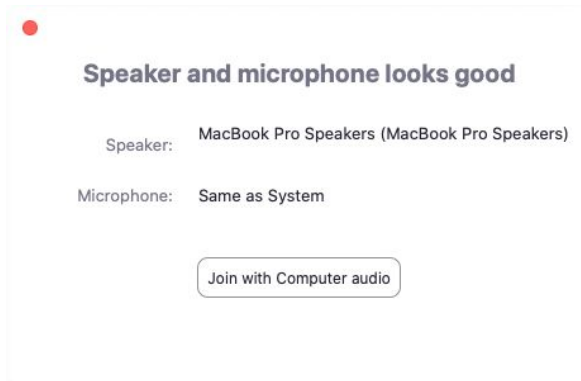
1. While waiting for the webinar to begin, click Test My Speaker.



2. The webinar will display a pop-up window to test your speakers. If you don't hear the ringtone, use the drop-down menu or click No to switch speakers until you hear the ringtone. Click Yes to continue to the microphone test.



3. Click Join with Computer audio to exit the speaker and microphone test.



Joining a meeting by phone only

1. Dial an in-country number. If you dial a toll number, your carrier rates will apply. You can find the numbers on your meeting invitation or view a full list of international dial-in numbers.
2. You will be prompted to enter the webinar ID - the nine (9), ten (10), or eleven (11) digit ID provided to you by the host, followed by #.
3. If the host hasn't started broadcasting the webinar you'll receive a message to wait if you are a participant.
4. You may be prompted to enter the meeting passcode, followed by #. This passcode will be included in the meeting invite provided by the host.

Zoom Help Center

To learn more about joining and participating in a webinar as an attendee visit Zoom's Help Center, [here](#).